

FINANCIAL STATEMENTS
PAVE SOUTHEAST RALEIGH CHARTER SCHOOL
RALEIGH, NORTH CAROLINA
JUNE 30, 2016

BOARD OF DIRECTORS

J.B. Buxton
Board Chair

Andrew Lakis
Trustee

Kwan Graham
Trustee

Spencer Robertson
Trustee

Jacqueline Jones
Trustee

Dexter Herbert
Trustee

Annette Corona
Trustee

Crawford Crenshaw
Trustee

PAVE SOUTHEAST RALEIGH CHARTER SCHOOL
TABLE OF CONTENTS
JUNE 30, 2016

	<u>EXHIBIT</u>	<u>PAGE</u>
FINANCIAL SECTION		
Independent Auditors' Report		6
Management's Discussion and Analysis		8
Basic Financial Statements:		
Government-wide Financial Statements:		
Statement of Net Position	1	15
Statement of Activities	2	16
Fund Financial Statements:		
Balance Sheet - Governmental Funds	3	17
Reconciliation of the Balance Sheet - Governmental Funds to the Statement of Net Position	3	17
Statement of Revenues, Expenditures, and Changes in Fund Balances - Governmental Funds	4	18
Reconciliation of the Statement of Revenues, Expenditures, and Changes in Fund Balances to the Statement of Activities - Governmental Funds	5	19
Statement of Net Position - Proprietary Fund	6	20
Statement of Revenues, Expenses, and Changes in Fund Net Position - Proprietary Fund	7	21
Statement of Cash Flows - Proprietary Fund	8	22
Notes to the Basic Financial Statements		23

STATEMENT PAGE


Required Supplementary Information:

Balance Sheet - Non-major Governmental Fund	1	36
Statement of Revenues, Expenditures, and Changes in Fund Balances - Non-major Governmental Fund	2	37
Statement of Revenues, Expenditures, and Changes in Fund Balances - Budget and Actual - Government-wide Budget except for Federal Grants	3	38
Statement of Revenues, Expenditures, and Changes in Fund Balances - Budget and Actual - Federal Grants Fund	4	39

COMPLIANCE SECTION

Independent Auditors' Report on Internal Control Over Financial Reporting and on Compliance and Other Matters Based on an Audit of Financial Statements performed in Accordance with <i>Government Auditing Standards</i>		41
Independent Auditors' Report on Compliance for Each Major State Program and on Internal Control over Compliance in Accordance with Uniform Guidance and the State Single Audit Implementation Act		43
Schedule of Findings and Questioned Costs		45
Corrective Action Plan		47
Summary Schedule of Prior Years' Audit Findings		48
Schedule of Expenditures of Federal and State Awards		49

FINANCIAL SECTION
PAVE SOUTHEAST RALEIGH CHARTER SCHOOL
RALEIGH, NORTH CAROLINA
JUNE 30, 2016



Independent Auditors' Report

To the Board of Directors
PAVE Southeast Raleigh Charter School
Raleigh, North Carolina

Report on the Financial Statements

We have audited the accompanying financial statements of the governmental activities, the business-type activities, each major fund, and the aggregate remaining fund information of the PAVE Southeast Raleigh Charter School, as of and from inception through June 30, 2016, and the related notes to the financial statements, which collectively comprise the PAVE Southeast Raleigh Charter School's basic financial statements as listed in the table of contents.

Management's Responsibility for the Financial Statements

Management is responsible for the preparation and fair presentation of these financial statements in accordance with accounting principles generally accepted in the United States of America; this includes the design, implementation, and maintenance of internal control relevant to the preparation and fair presentation of financial statements that are free from material misstatement, whether due to fraud or error.

Auditor's Responsibility

Our responsibility is to express opinions on these financial statements based on our audit. We conducted our audit in accordance with auditing standards generally accepted in the United States of America and the standards applicable to financial audits contained in *Government Auditing Standards*, issued by the Comptroller General of the United States. Those standards require that we plan and perform the audit to obtain reasonable assurance about whether financial statements are free from material misstatement.

An audit involves performing procedures to obtain audit evidence about the amounts and disclosures in the financial statements. The procedures selected depend on the auditor's judgment, including the assessment of the risks of material misstatement of the financial statements, whether due to fraud or error. In making those risk assessments, the auditor considers internal control relevant to the entity's preparation and fair presentation of the financial statements in order to design audit procedures that are appropriate in the circumstances, but not for the purpose of expressing an opinion on the effectiveness of the entity's internal control. Accordingly, we express no such opinion. An audit also includes evaluating the appropriateness of accounting policies used and the reasonableness of significant accounting estimates made by management, as well as evaluating the overall presentation of the financial statements.

We believe that the audit evidence we have obtained is sufficient and appropriate to provide a basis for our audit opinions.

Opinions

In our opinion, the financial statements referred to above present fairly, in all material respects, the respective financial position of the governmental activities, the business-type activities, each major fund, and the aggregate remaining fund information of the PAVE Southeast Raleigh Charter School as of June 30, 2016, and the respective changes in financial position from inception through June 30, 2016 and, where applicable, cash flows thereof for the year then ended in accordance with accounting principles generally accepted in the United States of America.

C. Briggs Petway, Jr.
Phyllis M. Pearson

Zebulon Office
P.O. Box 1036
806 N. Arendell Ave.
Zebulon, NC 27597
919.269.7405
919.269.8728 Fax

Raleigh Office
9121 Anson Way
Raleigh, NC 27615
919-781-1047

www.pmpcpa.com

Memberships:

North Carolina
Association of
Certified Public
Accountants

American Institute
Of Certified Public
Accountants

Medical Group
Management
Association

Other Matters

Required Supplementary Information

Accounting principles generally accepted in the United States of America require that the Management's Discussion and Analysis on pages 8 through 15 be presented to supplement the basic financial statements. Such information, although not a part of the basic financial statements, is required by the Governmental Accounting Standards Board who considers it to be an essential part of financial reporting for placing the basic financial statements in an appropriate operational, economic, or historical context. We have applied certain limited procedures to the required supplementary information in accordance with auditing standards generally accepted in the United States of America, which consisted of inquiries of management about the methods of preparing the information and comparing the information for consistency with management's responses to our inquiries, the basic financial statements, and other knowledge we obtained during our audit of the basic financial statements. We do not express an opinion or provide any assurance on the information because the limited procedures do not provide us with sufficient evidence to express an opinion or provide any assurance.

Supplementary and Other Information

Our audit was conducted for the purpose of forming opinions on the financial statements that collectively comprise the PAVE Southeast Raleigh Charter School's basic financial statements. The individual non-major fund financial statements, budgetary schedules and other schedules are presented for purposes of additional analysis and are not a required part of the basic financial statements. The Schedule of Expenditures of Federal and State Awards is presented for purposes of additional analysis as required by the Title 2 U.S. *Code of Federal Regulations* (CFR) Part 200, *Uniform Administrative Requirements, Cost Principles, and Audit Requirements for Federal Awards*, and is also not a required part of the basic financial statements.

The individual non-major fund financial statements, budgetary schedules, as well as the accompanying Schedule of Expenditures of Federal and State Awards is the responsibility of management and was derived from and relates directly to the underlying accounting and other records used to prepare the basic financial statements. Such information has been subjected to the auditing procedures applied in the audit of the basic financial statements and certain additional procedures, including comparing and reconciling such information directly to the underlying accounting and other records used to prepare the basic financial statements or to the basic financial statements themselves, and other additional procedures in accordance with auditing standards generally accepted in the United States of America. In our opinion, individual non-major fund financial statements, budgetary schedules, and the accompanying Schedule of Expenditures of Federal and State Awards are fairly stated, in all material respects, in relation to the basic financial statements as a whole.

Other Reporting Required by Government Auditing Standards

In accordance with *Government Auditing Standards*, we have also issued our report dated October 17, 2016 on our consideration of PAVE Southeast Raleigh Charter School's internal control over financial reporting and on our tests of its compliance with certain provisions of laws, regulations, contracts, and grant agreements and other matters. The purpose the report is to describe the scope of our testing of internal control over financial reporting and compliance and the results of that testing, and not to provide an opinion on internal control over financial reporting or on compliance. That report is an integral part of an audit performed in accordance with *Government Auditing Standards* in considering PAVE Southeast Raleigh Charter School's internal control over financial reporting and compliance.

Petway Mills & Pearson, PA

PETWAY MILLS & PEARSON, PA
Certified Public Accountants
Zebulon, North Carolina
October 17, 2016

Management's Discussion and Analysis
PAVE Southeast Raleigh Charter School
June 30, 2016

As management of PAVE Southeast Raleigh Charter School, we offer readers of PAVE Southeast Raleigh Charter School's audited financial statements this narrative overview and analysis of the financial activities of PAVE Southeast Raleigh Charter School for the fiscal year ended June 30, 2016. We encourage readers to read the information presented herein in conjunction with additional information that we have furnished in the School's financial statements, which follow this narrative.

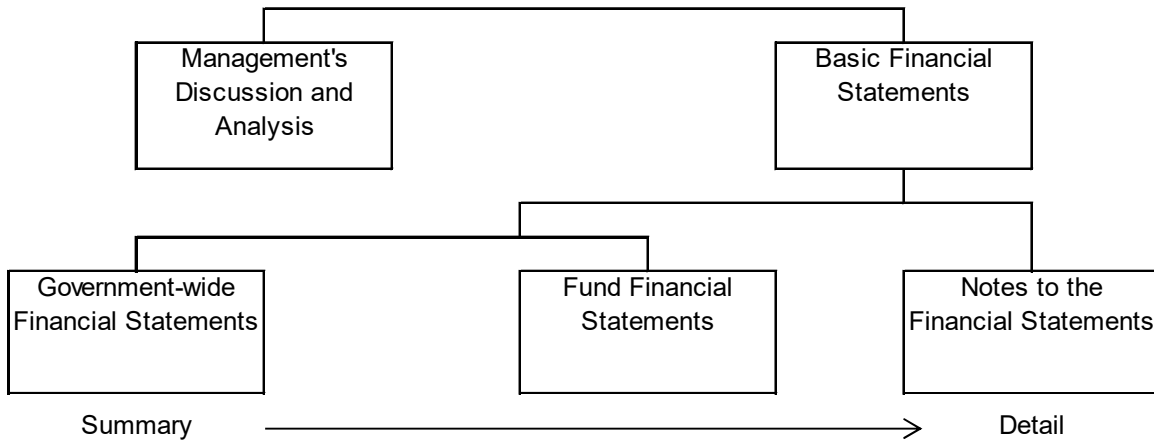
Financial Highlights

- The assets of PAVE Southeast Raleigh Charter School exceeded its liabilities and deferred inflows at the close of the fiscal year by \$271,473 (*net position*).
- As of the close of the current fiscal year, PAVE Southeast Raleigh Charter School's governmental funds reported combined ending fund balances of \$160,111.
- The State funded Average Daily Membership (ADM) was 115 for its first year of operations, 2015-2016.
- PAVE Southeast Raleigh Charter School entered into a \$7,076,370 thirty year lease agreement (with option to renew) with PAVE 3420 Idlewood Village, LLC for the building in which the school is located.
- PAVE Southeast Raleigh Charter School's long-term debt outstanding in association with the building lease agreement totals \$7,060,938.

Overview of the Financial Statements

This discussion and analysis is intended to serve as an introduction to PAVE Southeast Raleigh Charter School's basic financial statements. The School's basic financial statements consist of three components; 1) government-wide financial statements, 2) fund financial statements, and 3) notes to the financial statements (see Figure 1). The basic financial statements present two distinct financial perspectives of the School through the use of government-wide statements and fund financial statements. In addition to the basic financial statements, this report contains other supplemental information that will enhance the reader's understanding of the financial condition of PAVE Southeast Raleigh Charter School.

Figure 1
Required Components of Annual Financial Report



Management's Discussion and Analysis
PAVE Southeast Raleigh Charter School
June 30, 2016

Basic Financial Statements

The first two statements (Exhibits 1 and 2) in the basic financial statements are the **Government-wide Financial Statements**. They provide both short and long-term information about the School's financial standing.

The next statements (Exhibits 3 through 8) are **Fund Financial Statements**. These statements focus on the activities of the individual segments of the School's government and are more detailed than the government-wide financial statements. There are two parts to the Fund Financial Statements: 1) the governmental funds statements; and 2) the proprietary fund statements.

Immediately following the fund financial statements are the **Notes to the Financial Statements** (i.e. "Notes"). The Notes offer a detailed explanation of the data contained in those statements. Next, **supplemental information** is provided to show details about the School's funds. Budgetary information for the School can also be found in this section of the statements.

Government-wide Financial Statements

The government-wide financial statements are designed to provide the reader with a broad overview of the School's finances, similar in format to the financial statements of a private-sector business. The government-wide statements provide short and long-term information about the School's financial status, as a whole.

The two government-wide statements report the School's net position and how they have changed. Net position equals the difference between the School's total assets and total liabilities and deferred inflows of resources. Measuring net position is one way to gauge the School's financial condition.

The government-wide statements are divided into two categories: 1) governmental activities; and 2) business-type activities. The governmental activities include most of the School's basic functions such as instructional services and business services. These functions are funded almost entirely through state, county, and federal educational funds. The business-type activities are those services that the School charges its students and other customers. These include the School Food services carried out by PAVE Southeast Raleigh Charter School.

The government-wide financial statements are enumerated in Exhibits 1 and 2 of this report.

Fund Financial Statements

The fund financial statements provide a more detailed look at the School's most significant activities. A fund is a grouping of related accounts used to maintain control over resources that have been segregated for specific activities or objectives. PAVE Southeast Raleigh Charter School, like all other governmental entities in North Carolina, uses fund accounting to ensure and reflect compliance (or non-compliance) with finance-related statutory requirements, such as the North Carolina General Statutes or the School's budget ordinance, where and when applicable. All of the funds of PAVE Southeast Raleigh Charter School can be divided into two categories: governmental funds and proprietary funds.

Management's Discussion and Analysis
PAVE Southeast Raleigh Charter School
June 30, 2016

Governmental Funds – Governmental funds are used to account for functions reported as governmental activities in the government-wide financial statements. Most of the School's basic services are accounted for in governmental funds. These funds focus on how assets can readily be converted into cash flow in and out, and monies remaining at year-end that will be available for spending in the next fiscal year. Governmental funds are reported using the modified accrual accounting method, which provides a short-term spending focus. The governmental fund financial statements assist the reader in determining whether there has been an increase or a decrease in the financial resources available to finance the School's programs. The relationship between government activities (reported in the Statement of Net Position and the Statement of Activities) and governmental funds is described in reconciliation, which is an integral part of the fund financial statements.

Although not compelled or required to do so by federal, state, or local law, PAVE Southeast Raleigh Charter School has elected to adopt an annual budget. Since the budget is not required by law, the budgetary comparison statements are not included in the basic financial statements, but are part of the supplemental statements and schedules following the notes. The budget incorporates input from the faculty, management, and the Board of Directors of the School and specifies which activities will be pursued and which services the School will provide during the year. It also authorizes the School to obtain funds from identified sources to finance current period activities. The budgetary statement demonstrates how well the School has complied with the budget ordinance and whether or not the School has succeeded in providing the services as originally planned.

Proprietary Funds – PAVE Southeast Raleigh Charter School has one proprietary fund, which is an enterprise fund. *Enterprise Funds* are used to report the same functions presented as business-type activities in the government-wide financial statements. PAVE Southeast Raleigh Charter School uses enterprise funds to account for its School Food service functions.

Notes to the Financial Statements – The notes provide additional information essential to facilitating a full understanding of the data provided in the government-wide and fund financial statements. The notes to the financial statements begin on page 23 of this report.

Government-Wide Financial Analysis

As noted earlier, net assets may serve over time as one useful indicator of a school's financial condition. The assets of PAVE Southeast Raleigh Charter School exceeded liabilities by \$271,473 as of June 30, 2016. The School's net position increased by \$271,473 for the fiscal year ended June 30, 2016. The amount of \$105,264 reflects the School's investment in capital assets (e.g. leasehold improvements, computer equipment, and furniture and equipment); less any related debt still outstanding that was issued to acquire those items. PAVE Southeast Raleigh Charter School uses these capital assets to provide services to its students; consequently, these assets are not available for future spending. Although PAVE Southeast Raleigh Charter School's investment in its capital assets is reported net of the outstanding related debt, the resources needed to repay that debt must be provided by other sources, since the capital assets cannot be used to liquidate these liabilities. The remaining balance of \$166,209 is unrestricted.

Management's Discussion and Analysis
PAVE Southeast Raleigh Charter School
June 30, 2016

Figure 2
PAVE Southeast Raleigh Charter School
Net Position

	Governmental Activities		Business-Type Activities		Total
	2016		2016		
Current and other assets	\$	1,226,806	\$	6,098	\$ 1,232,904
Capital assets, net of depreciation		7,164,817		1,385	7,166,202
Total assets		8,391,623		7,483	8,399,106
Deferred Outflows of Resources		-		-	-
Other liabilities		182,754		-	182,754
Long-term liabilities outstanding		6,944,879		-	6,944,879
Total liabilities		7,127,633		-	7,127,633
Deferred Inflows of Resources		1,000,000		-	1,000,000
Net Position:					
Net investment in capital assets		103,879		1,385	105,264
Restricted		-		-	-
Unrestricted		160,111		6,098	166,209
Total net position	\$	263,990	\$	7,483	\$ 271,473

Several aspects of the School's financial operations positively influenced the total unrestricted governmental net assets:

- The School adopted an annual budget. The School's performance was measured using this budget on a monthly basis, allowing changes to be made in spending as needed to remain within the confines of the budget.
- The School applied for and was awarded federal grants to assist with meeting the educational needs of the student population.

Management's Discussion and Analysis
PAVE Southeast Raleigh Charter School
June 30, 2016

Figure 3
PAVE Southeast Raleigh Charter School
Changes in Net Position

	Governmental Activities	Business-Type Activities	Total
	2016	2016	2016
Charges for Services	\$ -	\$ -	\$ -
Operating Grants and Contributions County, State, and Federal Funds	48,314	69,655	117,969
Donations and Other Revenues	833,932	-	833,932
Total revenues	1,057,716	-	1,057,716
Instructional programs	1,939,962	69,655	2,009,617
Support services	1,148,882	-	1,148,882
School lunch service	493,545	-	493,545
Non-programmed charges	-	86,252	86,252
Interest on long-term debt	-	-	-
Total expenses	9,465	-	9,465
Increase (Decrease) in net position before transfers	1,651,892	86,252	1,738,144
Transfers	288,070	(16,597)	271,473
Increase (Decrease) in net position	(24,080)	24,080	-
Net position, July 1	263,990	7,483	271,473
Restatement	-	-	-
Net position, June 30	\$ 263,990	\$ 7,483	\$ 271,473

Governmental activities. Governmental activities increased the School's net position by \$288,070 before a transfer of \$24,080 was made to the business-type activities.

Business-type activities. Business-type activities decreased PAVE Southeast Raleigh Charter School's net position by \$16,597, before a transfer of \$24,080 was received from the governmental activities.

The School elects to continue to operate the School Lunch Fund to meet the daily dietary demands of the student population. The school considers a nutritional program an essential part of a healthy learning environment. The School received \$69,655 of federal reimbursement funds in the School Lunch Fund.

Financial Analysis of the School's Funds

As noted earlier, PAVE Southeast Raleigh Charter School uses fund accounting to ensure and demonstrate compliance with finance-related legal requirements.

Governmental Funds. The focus of PAVE Southeast Raleigh Charter School's governmental funds is to provide information on near-term inflows, outflows, and balances of usable financial resources. Such information is useful in assessing PAVE Southeast Raleigh Charter School's financing requirements. Specifically, unassigned fund balance can be a useful measure of a government's net resources available for spending at the end of the fiscal year.

Management's Discussion and Analysis
PAVE Southeast Raleigh Charter School
June 30, 2016

The general fund is the chief operating fund of PAVE Southeast Raleigh Charter School. At the end of the current fiscal year, unassigned fund balance of the General Fund was \$155,622, while total fund balances reached \$160,111.

Proprietary Funds. The School's proprietary funds provide the same type of information found in the government-wide statements but in more detail. Unrestricted net position of the School Lunch Fund amounted to \$6,098. Other factors concerning the finances of this fund have already been addressed in the discussion of the School's business-type activities.

Capital Asset and Debt Administration

Capital assets. PAVE Southeast Raleigh Charter School's investment in capital assets for its governmental and business-type activities as of June 30, 2016, totals \$7,164,817, (net of accumulated depreciation). Capital assets include land, construction in progress, Building, Land improvements, electronic equipment and furniture and equipment, as well as kitchen equipment.

The School expended \$7,076,370 for the Building. The School also purchased \$80,562 of electronic equipment and \$44,240 of furniture and equipment.

Figure 4
PAVE Southeast Raleigh Charter School
Capital Assets (net of depreciation)

	Governmental Activities	Business-Type Activities	Total
	2016	2016	2016
Land	\$ -	\$ -	\$ -
Construction in progress	-	-	-
Building	7,056,713	-	7,056,713
Building improvements	-	-	-
Electronic equipment	69,097	-	69,097
Furniture and equipment	39,007	-	39,007
Kitchen equipment	-	-	-
Software	-	1,385	1,385
Total	\$ 7,164,817	\$ 1,385	\$ 7,166,202

Additional information about the School's capital assets can be found in Note III.A.2. of the Basic Financial Statements.

Long-Term Debt. As of June 30, 2016, PAVE Southeast Raleigh Charter School had total outstanding debt of \$7,060,938. The debt consists of the lease agreement for the building with PAVE 3420 Idlewood Village, LLC.

Management's Discussion and Analysis
PAVE Southeast Raleigh Charter School
June 30, 2016

Economic Factors

The following key economic indicators reflect the growth and prosperity of the School:

- The response to the School's expansion shows The School's stability and desirability in the community.
- The school is expecting to double its enrollment in the upcoming year.
- ADM per pupil funding from North Carolina increased by \$183.82 or 4.12% compared with the previous year.

Requests for Information

This report is designed to provide an overview of the School's finances for those with an interest in this area. Questions concerning any of the information found in this report or requests for additional information should be directed to the Director of Finance and HR, PAVE Schools, 238 Conover Street, Brooklyn, NY 11231, telephone (718) 858-7813.

PAVE Southeast Raleigh Charter School
Statement of Net Position
June 30, 2016

	Primary Government		
	Governmental Activities	Business-type Activities	Total
ASSETS			
Cash and cash equivalents	\$ 205,105	\$ -	\$ 205,105
Receivables (net)	1,017,212	6,098	1,023,310
Prepaid items	4,489	-	4,489
Capital assets:			
Other capital assets, net of depreciation	7,164,817	1,385	7,166,202
Total capital assets	7,164,817	1,385	7,166,202
Total assets	8,391,623	7,483	8,399,106
LIABILITIES			
Accounts payable and accrued expenses	33,861	-	33,861
Accrued salaries and wages payable	32,834	-	32,834
Long-term liabilities:			
Due within one year	116,059	-	116,059
Due in more than one year	6,944,879	-	6,944,879
Total liabilities	7,127,633	-	7,127,633
DEFERRED INFLOWS OF RESOURCES			
Unavailable grant revenue	1,000,000	-	1,000,000
NET POSITION			
Net investment in capital assets	103,879	1,385	105,264
Unrestricted	160,111	6,098	166,209
Total net position	\$ 263,990	\$ 7,483	\$ 271,473

The notes to the financial statements are an integral part of this statement.

**PAVE Southeast Raleigh Charter School
Statement of Activities
From Inception Through June 30, 2016**

Functions/Programs	Program Revenues				Net (Expense) Revenue and Changes in Net Position		
	Expenses	Charges for Services	Operating Grants and Contributions	Capital Grants and Contributions	Primary Government		
					Governmental Activities	Business-type Activities	Total
Primary government:							
Governmental activities:							
Instructional services	\$ 1,148,882	\$ -	\$ 48,314	\$ -	\$ (1,100,568)	\$ -	\$ (1,100,568)
System-wide support services	493,545	-	-	-	(493,545)	-	(493,545)
Interest on long-term debt	9,465	-	-	-	(9,465)	-	(9,465)
Total governmental activities	1,651,892	-	48,314	-	(1,603,578)	-	(1,603,578)
Business-type activities:							
School food service	86,252	-	69,655	-	-	(16,597)	(16,597)
Total business-type activities	86,252	-	69,655	-	-	(16,597)	(16,597)
Total primary government	\$ 1,738,144	\$ -	\$ 117,969	\$ -	(1,603,578)	(16,597)	(1,620,175)
General revenues:							
Unrestricted county appropriations					260,536	-	260,536
Unrestricted State appropriations					573,396	-	573,396
Donations - general					1,021,000	-	1,021,000
Miscellaneous, unrestricted					36,716	-	36,716
Transfers					(24,080)	24,080	-
Total general revenues, special items, and transfers					1,867,568	24,080	1,891,648
Change in net position					263,990	7,483	271,473
Net position-beginning					-	-	-
Net position-ending					\$ 263,990	\$ 7,483	\$ 271,473

The notes to the financial statements are an integral part of this statement.

**PAVE Southeast Raleigh Charter School
Balance Sheet
Governmental Funds
June 30, 2016**

	Major Funds		Total Non- Major Funds	Total Governmental Funds
	General	State Public School	Federal Grants Fund	
ASSETS				
Cash and cash equivalents	\$ 205,105	\$ -	\$ -	\$ 205,105
Receivables (net)	1,017,212	-	-	1,017,212
Prepaid items	4,489	-	-	4,489
Total assets	\$ 1,226,806	\$ -	\$ -	\$ 1,226,806
LIABILITIES AND FUND BALANCES				
Liabilities:				
Accounts payable and accrued expenses	\$ 33,861	\$ -	\$ -	\$ 33,861
Accrued salaries and wages payable	32,834	-	-	32,834
Total liabilities	66,695	-	-	66,695
DEFERRED INFLOWS OF RESOURCES				
Unavailable grant revenue	1,000,000	-	-	1,000,000
Fund balances:				
Nonspendable:				
Prepaid items	4,489	-	-	4,489
Unassigned:	155,622	-	-	155,622
Total fund balances	160,111	-	-	160,111
Total liabilities and fund balances	\$ 226,806	\$ -	\$ -	

Amounts reported for governmental activities in the statement of net position (Exhibit 1) are different because:

Capital assets used in governmental activities are not financial resources and therefore are not reported in the funds.	7,164,817
Net pension asset (liability)	-
Contributions to the pension plan in the current fiscal year are deferred outflows of resources on the Statement of Net Position.	-
Some liabilities, including bonds payable and accrued interest, are not due and payable in the current period and therefore are not reported in the funds (Note 5).	(7,060,938)
Pension related deferrals	-
Net position of governmental activities	\$ 263,990

The notes to the financial statements are an integral part of this statement.

PAVE Southeast Raleigh Charter School
Statement of Revenues, Expenditures, and Changes in Fund Balances
Governmental Funds
From Inception Through June 30, 2016

	Major Funds		Total Non- Major Funds	Total Governmental Funds
	General	State Public School	Federal Grants Fund	
REVENUES				
State of North Carolina	\$ 9,079	\$ 573,396	\$ -	\$ 582,475
Local education agencies	260,536	-	-	260,536
U.S. Government	-	-	48,314	48,314
Contributions and donations	1,021,000	-	-	1,021,000
Other	27,637	-	-	27,637
Total revenues	1,318,252	573,396	48,314	1,939,962
EXPENDITURES				
Current:				
Instructional services	740,093	332,750	48,314	1,121,157
System-wide support services	244,269	240,646	-	484,915
Capital outlay:	7,201,172	-	-	7,201,172
Debt service:				
Principal	15,432	-	-	15,432
Interest and other charges	9,465	-	-	9,465
Total expenditures	8,210,431	573,396	48,314	8,832,141
Excess (deficiency) of revenues over expenditures	(6,892,179)	-	-	(6,892,179)
OTHER FINANCING SOURCES (USES)				
Transfers to other funds	(24,080)	-	-	(24,080)
Proceeds from capital lease	7,076,370	-	-	7,076,370
Total other financing sources (uses)	7,052,290	-	-	7,052,290
Net change in fund balance	160,111	-	-	160,111
Fund balances-beginning	-	-	-	-
Fund balances-ending	\$ 160,111	\$ -	\$ -	\$ 160,111

The notes to the financial statements are an integral part of this statement.

PAVE Southeast Raleigh Charter School
Reconciliation of the Statement of Revenues, Expenditures, and Changes in Fund Balances to the
Statement of Activities
Governmental Funds
From Inception Through June 30, 2016

Amounts reported for governmental activities in the Statement of Activities are different because:

Net changes in fund balances - total governmental funds	\$ 160,111
Governmental funds report capital outlays as expenditures. However, in the Statement of Activities the cost of those assets is allocated over their estimated useful lives and reported as depreciation expense. This is the amount by which capital outlays exceeded depreciation in the current period.	7,164,817
The issuance of long-term debt provides current financial resources to governmental funds, while the repayment of the principal of long-term debt consumes the current financial resources of governmental funds. Neither transaction has any effect on net position. This amount is the net effect of these differences in the treatment of long-term debt and related items.	(7,060,938)
Some expenses reported in the statement of activities do not require the use of current financial resources and, therefore, are not reported as expenditures in governmental funds.	
Rounding	-
Total changes in net position of governmental activities	<u>\$ 263,990</u>

The notes to the financial statements are an integral part of this statement.

PAVE Southeast Raleigh Charter School
Statement of Net Position
Proprietary Fund
June 30, 2016

	Enterprise Fund	
	Major Fund	
	School Food Service	
ASSETS		
Current assets:		
Cash and cash equivalents	\$	-
Receivables (net)		6,098
Total current assets		6,098
Noncurrent assets:		
Capital assets:		
Other capital assets, net of depreciation		1,385
Total noncurrent assets		1,385
Total assets	\$	7,483
LIABILITIES		
Current liabilities:		
Accounts payable and accrued expenses	\$	-
Accrued salaries and wages payable		-
Other payables		-
Total current liabilities		-
Long-term liabilities:		
Due within one year		-
Due in more than one year		-
Total long-term liabilities		-
Total liabilities		-
NET POSITION		
Net investment in capital assets		1,385
Unrestricted		6,098
Total net position	\$	7,483

The notes to the financial statements are an integral part of this statement.

PAVE Southeast Raleigh Charter School
Statement of Revenues, Expenses, and Changes in Fund Net Position
Proprietary Fund
From Inception Through June 30, 2016

	Enterprise Fund
	Major Fund
	School Food Service
OPERATING REVENUES	
Food sales	\$ -
Miscellaneous	-
Total operating revenues	-
OPERATING EXPENSES	
Food cost:	
Purchase of food	85,642
Donated commodities	-
Salaries and benefits	-
Indirect costs	-
Materials and supplies	-
Depreciation	610
Contracted services	-
Other	-
Total operating expenses	86,252
Operating income (loss)	(86,252)
NONOPERATING REVENUES (EXPENSES)	
Federal reimbursements	69,655
Total nonoperating revenue (expenses)	69,655
Income (loss) before contributions and transfers	(16,597)
Capital contributions	-
Transfers from other funds	24,080
Change in net position	7,483
Total net position - beginning	-
Total net position - ending	\$ 7,483

The notes to the financial statements are an integral part of this statement.

PAVE Southeast Raleigh Charter School
Statement of Cash Flows
Proprietary Fund
From Inception Through June 30, 2016

	Enterprise Fund
	Major Fund
	School Food Service
CASH FLOWS FROM OPERATING ACTIVITIES	
Cash received from customers	\$ (6,098)
Cash paid for goods and services	(85,642)
Cash paid to employees for services	-
Net cash provided (used) by operating activities	(91,740)
CASH FLOWS FROM NONCAPITAL FINANCING ACTIVITIES	
Federal reimbursements	69,655
Due to/from other funds	-
Transfers from other funds	24,080
Net cash provided (used) by noncapital financing activities	93,735
CASH FLOWS FROM CAPITAL AND RELATED FINANCING ACTIVITIES	
Capital contributions	-
Acquisition of capital assets	(1,995)
Net cash provided (used) by capital and related financing activities	(1,995)
Net increase (decrease) in cash and cash equivalents	-
Balances-beginning of the year	-
Balances-end of the year	\$ -
Reconciliation of operating income (loss) to net cash provided (used) by operating activities	
Operating income (loss)	\$ (86,252)
Adjustments to reconcile operating income (loss) to net cash provided (used) by operating activities:	
Depreciation	610
Salaries paid by special revenue fund	-
Changes in assets and liabilities	
Decrease (Increase) in receivables (net)	(6,098)
Total adjustments	(5,488)
Net cash (used) by operating activities	\$ (91,740)

The notes to the financial statements are an integral part of this statement.

PAVE Southeast Raleigh Charter School
Notes to the Financial Statements
From Inception Through June 30, 2016

I. Summary of Significant Accounting Policies

The accounting policies of the PAVE Southeast Raleigh Charter School, North Carolina (School) conform to generally accepted accounting principles (GAAP) as applicable to governments. Charter schools are established by non-profit entities. Because of the authority of the State Board of Education (SBE) to unilaterally abolish a school with all the assets reverting to a local education agency, the charter schools in North Carolina follow the governmental reporting model, as used by local education agencies. The following is a summary of the more significant accounting policies.

A. Reporting Entity

The PAVE Southeast Raleigh Charter School is a public school operated by a local non-profit corporation, PAVE Southeast Raleigh Charter School, serving approximately 135 students. The School operates under an approved charter received from the SBE and applied for under the provisions of General Statute (G.S.) 115C-238.29B. G.S. 115C-238.29F(f)(1) states that a charter school shall be subject to the audit requirements adopted by the SBE, which includes the audit requirements established by G.S. 115C-447 of the School Budget and Fiscal Control Act (SBFCA). G.S. 115C-447 also requires financial statements to be prepared in accordance with GAAP.

B. Basis of Presentation

Government-wide Statements: The statement of net position and the statement of activities display information about the School. These statements include the financial activities of the overall government. Eliminations have been made to minimize the double counting of internal activities. These statements distinguish between the *governmental* and *business-type activities* of the School. Governmental activities generally are financed through intergovernmental revenues and other non-exchange transactions. Business-type activities are financed in whole or in part by fees charged to external parties.

The statement of activities presents a comparison between direct expenses and program revenues for the different business-type activities of the School and for each function of the School's governmental activities. Direct expenses are those that are specifically associated with a program or function and, therefore, are clearly identifiable to a particular function. Indirect expense allocations that have been made in the funds have been reversed for the statement of activities. Program revenues include (a) fees and charges paid by the recipients of goods or services offered by the programs and (b) grants and contributions that are restricted to meeting the operational or capital requirements of a particular program. Revenues that are not classified as program revenues are presented as general revenues.

Fund Financial Statements: The fund financial statements provide information about the School's funds. Separate statements for each fund category – *governmental and proprietary* – are presented. The emphasis of fund financial statements is on major governmental and enterprise funds, each displayed in a separate column. All remaining governmental and enterprise funds are aggregated and reported as non-major funds.

Proprietary fund operating revenues, such as charges for services, result from exchange transactions associated with the principal activity of the fund. Exchange transactions are those in which each party receives and gives up essentially equal values. Nonoperating revenues, such as subsidies and investment earnings, result from non-exchange transactions or ancillary activities.

The School reports the following major governmental funds:

General Fund. The General Fund is the general operating fund of the School. The General Fund accounts for all financial resources except those that are required to be accounted for in another fund.

PAVE Southeast Raleigh Charter School
Notes to the Financial Statements
From Inception Through June 30, 2016

State Public School Fund. The State Public School Fund includes appropriations from the Department of Public Instruction for specific operating needs of the public school system and is reported as a special revenue fund.

The School reports the following major enterprise fund:

School Food Service Fund. The School Food Service Fund is used to account for the food service program within the school system.

C. Measurement Focus and Basis of Accounting

Government-wide and Proprietary Fund Financial Statements. The government-wide and proprietary fund financial statements are reported using the economic resources measurement focus. The government-wide and proprietary fund financial statements are reported using the accrual basis of accounting. Revenues are recorded when earned and expenses are recorded at the time liabilities are incurred, regardless of when the related cash flows take place. Non-exchange transactions, in which the School gives (or receives) value without directly receiving (or giving) equal value in exchange, include grants and donations. Revenue from grants and donations is recognized in the fiscal year in which all eligibility requirements have been satisfied.

Governmental Fund Financial Statements. Governmental funds are reported using the current financial resources measurement focus and the modified accrual basis of accounting. Under this method, revenues are recognized when measurable and available. The School considers all revenues reported in the governmental funds to be available if the revenues are collected within sixty days after year-end. These could include federal, State, and county grants, and some charges for services. Expenditures are recorded when the related fund liability is incurred, except for principal and interest on general long-term debt, claims and judgments, and compensated absences, which are recognized as expenditures to the extent they have matured. General capital asset acquisitions are reported as expenditures in governmental funds. Proceeds of general long-term debt and acquisitions under capital leases are reported as other financing sources.

Under the terms of grant agreements, the School funds certain programs by a combination of specific cost-reimbursement grants and general revenues. Thus, when program expenses are incurred, there is both restricted and unrestricted net position available to finance the program. It is the School's policy to first apply cost-reimbursement grant resources to such programs and then general revenues.

D. Budgetary Data

Annual budgets are adopted for all funds. All budgets are prepared using the modified accrual basis of accounting.

The governing board has voluntarily established the policy, as a sound business practice, that expenditures may not exceed appropriations, for all of the School's funds, based on the adopted budget and subsequent amendments. During the year, several amendments to the original budget were necessary, the effects of which were not material. The budget presented in the supplemental data represents the budget of the School at June 30, 2016. All appropriations lapse at year end.

E. Assets, Liabilities, Deferred Outflows and Inflows of Resources, and Fund Equity

1. Deposits and Investments

All deposits of the School are made in a local bank, whose accounts are FDIC insured.

**PAVE Southeast Raleigh Charter School
Notes to the Financial Statements
From Inception Through June 30, 2016**

2. Cash and Cash Equivalents

The School pools money from several funds to facilitate disbursement and investment and to maximize investment income. All cash and investments with original maturities of three months or less are considered cash and cash equivalents.

3. Inventories and Prepaid Items

The inventories of the School are valued at cost, and the School uses the first-in, first-out (FIFO) flow assumption in determining cost. Governmental fund inventories consist of supplies and are recorded as expenses when consumed. Proprietary fund inventories consist of food and supplies and are also recorded as expenses when consumed.

Certain payments to vendors reflect costs applicable to future accounting periods and are recorded as prepaid items.

4. Capital Assets

The School's donated capital assets received prior to June 15, 2015 are recorded at their estimated fair value at the date of donation. Donated capital assets received after June 15, 2015 are recorded at acquisition value. All other capital assets are recorded at original cost. The total of these estimates is not considered large enough that any errors would be material when capital assets are considered as a whole.

It is the policy of the School to capitalize all capital assets costing more than \$1,000 with an estimated useful life of two or more years. In addition, other items which are purchased and used in large quantities such as student desks and office furniture are capitalized. Improvements are capitalized and depreciated over the remaining useful lives of the related capital assets. All depreciable assets are depreciated using the straight-line method of depreciation. The cost of normal maintenance and repairs that do not add to the value of the asset or materially extend asset lives are not capitalized.

Capital assets are depreciated over the following estimated useful lives:

	<u>Years</u>
Buildings	30
Computer Network Equipment	5
Computers	3
Furniture & Fixtures	7
Instructional Equipment	5
Software	3

5. Deferred Outflows/Inflows of Resources

In addition to assets, the statement of financial position will sometimes report a separate section for deferred outflows of resources. This separate financial statement element, *Deferred Outflows of Resources*, represents a consumption of net position that applies to a future period and so will not be recognized as an expense or expenditure until then. The School has no items that meet this criterion. In addition to liabilities, the statement of financial position will sometimes report a separate section for deferred inflows of resources. This separate financial statement element, *Deferred Inflows of Resources*, represents an acquisition of net position that applies to a future period and so will not be recognized as revenue until then. The School had unavailable grant revenue during the year that meet the criterion for this category during the year. See Note III.B.4 for additional information.

PAVE Southeast Raleigh Charter School
Notes to the Financial Statements
From Inception Through June 30, 2016

6. Long-term Obligations

In the government-wide financial statements and proprietary fund types in the fund financial statements, long-term debt and other long-term obligations are reported as liabilities in the applicable governmental activities, business-type activities, or proprietary fund-type statement of net position.

In the fund financial statements, governmental fund types report the face amount of debt issued as other financing sources.

7. Compensated Absences

The School allows eleven month full-time employees to use up to four personal days and four sick leave days each academic year. Eleven month part-time employees receive both personal and sick leave days on a prorated basis. Twelve month full-time employees are allowed to use up to four personal days, four sick leave days, and eleven vacation days for each academic year. Twelve month part-time employees receive personal, sick leave, and vacation days on a prorated basis. All personal, sick leave, and vacation days expire at the end of the year for all employees. Therefore, the School has no obligation for compensated absences and no accrual has been made.

8. Net Position/Fund Balances

Net Position

Net position in the government-wide and proprietary fund financial statements are classified as net investment in capital assets, restricted, and unrestricted. Restricted net position represents constraints on resources that are either externally imposed by creditors, grantors, contributors, or laws or regulations of other governments or imposed by law through State statute.

Fund Balance

In the governmental fund financial statements, fund balance is composed of five classifications designed to disclose the hierarchy of constraints placed on how fund balance can be spent.

The governmental fund types classify fund balances as follows:

Nonspendable Fund Balance – This classification includes amounts that cannot be spent because they are either (a) not in spendable form or (b) legally or contractually required to be maintained intact.

Inventories - portion of fund balance that is not an available resource because it represents the year-end balance of inventories which are not spendable resources.

Prepaid Items - portion of fund balance that is not an available resource because it represents the year-end balance of prepaid rent on the school facility which is not a spendable resource.

Restricted Fund Balance – This classification includes amounts that are restricted to specific purposes externally imposed by creditors or imposed by law.

Committed Fund Balance – portion of fund balance that can only be used for specific purpose imposed by majority vote of School's governing body (highest level of decision-making authority). Any changes or removal of the specific purpose requires majority action by the governing bodies that approved the original action.

**PAVE Southeast Raleigh Charter School
Notes to the Financial Statements
From Inception Through June 30, 2016**

Assigned fund balance – portion of fund balance that PAVE Southeast Raleigh Charter School intends to use for specific purposes.

Subsequent year’s expenditures – portion of fund balance that is appropriated in the next year’s budget that is not already classified in restricted or committed. The governing body approves the appropriation; however the budget ordinance authorizes the Director to modify the appropriations by resource or appropriation within funds up to \$5,000.

Assigned for Clubs and Activities funds - revenue sources restricted for expenditures for the various clubs and organizations, athletic events, and various fund raising activities for which they were collected.

Unassigned fund balance – the portion of fund balance that has not been assigned to another fund or restricted, committed, or assigned to specific purposes within the General Fund.

PAVE Southeast Raleigh Charter School has a revenue spending policy that provides guidance for programs with multiple revenue sources. The Finance Officer will use resources in the following hierarchy: bond proceeds, federal funds, State funds, local non-board of education funds, board of education funds. For purposes of fund balance classification, expenditures are to be spent from restricted fund balance first, followed in order by committed fund balance, assigned fund balance, and lastly, unassigned fund balance. The Finance Officer has the authority to deviate from this policy if it is in the best interest of the School.

9. The governmental fund balance sheet includes reconciliation between governmental funds’ total fund balance and governmental activities’ net position as reported in the government-wide statement of net position. The net adjustment of \$103,879 consists of several elements as follows:

<u>DESCRIPTION</u>	<u>AMOUNT</u>
Capital assets used in governmental activities are not financial resources are therefore not reported in the funds (total capital assets on government-wide statement in governmental activities column).	\$ 7,201,172
Less accumulated depreciation	(36,355)
Liabilities that, because they are not due and payable in the current period, do not require current resources to pay and are therefore not reported in the fund statements:	
Bonds, leases, and installment financing	(7,060,938)
Compensated absences	-
Accrued interest payable	-
Total adjustment	<u>\$ 103,879</u>

**PAVE Southeast Raleigh Charter School
Notes to the Financial Statements
From Inception Through June 30, 2016**

F. Revenues, Expenditures, and Expenses

1. Funding

The PAVE Southeast Raleigh Charter School is funded by the State Board of Education, receiving (i) an amount equal to the average per pupil allocation for the average daily membership (ADM) from the local school administrative unit allotments in which the school is located (i.e. Carolina County Board of Education) for each child attending the School except for the allocation for children with special needs and (ii) an additional amount for each child attending the School who is a child with special needs [G.S. 115C-238.29H(a)]. Additionally, the School receives, for each student who resides in the local administrative unit and attends the charter school, an amount equal to the per pupil local current expense appropriation to the respective local school administrative unit for the fiscal year which is transferred by the appropriate local school administrative unit(s). [G.S. 115C-238.29H(b)]. For the fiscal year ended June 30, 2016, the PAVE Southeast Raleigh Charter School received funding from the Boards of Education for Johnston County, and Wake County.

Furthermore, PAVE Southeast Raleigh Charter School has received donations of cash and/or equipment from private organizations. The cash has been used for the purchase of new equipment for the School's facilities.

2. Reconciliation between government-wide and fund statements

The governmental fund statement of revenues, expenditures, and changes in fund balance is followed by reconciliation between the change in governmental funds' fund balance and the change in governmental activities' net position as reported on the government-wide statement of activities. The net difference of \$103,879 between the two amounts consists of the following elements:

<u>DESCRIPTION</u>	<u>AMOUNT</u>
Capital outlay expenditures recorded in the fund statements but capitalized as assets on the statement of activities.	\$ 7,201,172
Depreciation expense that is recorded on the statement of activities but not in the fund statements.	(36,355)
New debt issued during the year is recorded as a source of funds on the fund statements but has no effect on the statement of activities, only the statement of net position.	(7,076,370)
Principal payments on debt owed are recorded as a use of funds on the fund statements but again affect only the statement of net position in the government-wide statements.	15,432
Total	<u>\$ 103,879</u>

II. Stewardship, Compliance, and Accountability

A. Significant Violations of Finance-Related Legal and Contractual Provisions

Noncompliance with North Carolina General Statutes

None

PAVE Southeast Raleigh Charter School
Notes to the Financial Statements
From Inception Through June 30, 2016

Contractual Violations

None

B. Deficit Fund Balance or Net Position of Individual Funds

None

III. Detail Notes on All Funds

A. Assets

1. Deposits

At June 30, 2016, the School had deposits with banks and savings and loans with a carrying amount of \$205,105. The bank balance with the financial institutions was \$288,331, which \$250,000 was covered by Federal Deposit Insurance Corporation (FDIC) and \$38,331 was not insured. The School does not have a deposit policy for custodial credit risk. The School does not hold petty cash.

2. Capital Assets

Capital asset activity for the year ended June 30, 2016:

	Beginning Balances	Increases	Decreases	Ending Balances
Governmental activities:				
Capital assets being depreciated				
Buildings	\$ -	\$ 7,076,370	\$ -	\$ 7,076,370
Computer network equipment	-	34,541	-	34,541
Computers	-	42,248	-	42,248
Furniture and fixtures	-	32,415	-	32,415
Instructional equipment	-	11,825	-	11,825
Software	-	3,773	-	3,773
Total capital assets being depreciated	-	7,201,172	-	7,201,172
Less accumulated depreciation				
Buildings	-	19,657	-	19,657
Computer network equipment	-	4,605	-	4,605
Computers	-	5,798	-	5,798
Furniture and fixtures	-	3,879	-	3,879
Instructional equipment	-	1,354	-	1,354
Software	-	1,062	-	1,062
Total accumulated depreciation	-	\$ 36,355	\$ -	36,355
Total capital assets being depreciated, net	-			7,164,817
Governmental activities capital assets, net	\$ -			\$ 7,164,817

Depreciation expense is charged to governmental functions as follows:

Instructional services	\$ 27,266
System-wide support services	9,089
	<u>\$ 36,355</u>

PAVE Southeast Raleigh Charter School
Notes to the Financial Statements
From Inception Through June 30, 2016

	Beginning Balances	Increases	Decreases	Ending Balances
Business-type activities:				
Capital assets being depreciated				
Software	\$ -	\$ 1,995	\$ -	\$ 1,995
Total capital assets being depreciated	-	1,995	-	1,995
Less accumulated depreciation				
Software	-	610	-	610
Total accumulated depreciation	-	\$ 610	\$ -	610
Total capital assets being depreciated, net	-			1,385
Business-type activities capital assets, net	\$ -			\$ 1,385

Depreciation expense is charged to governmental functions as follows:

School food service	\$ 610
	\$ 610

B. Liabilities

1. Pension Plan Obligations

a. Retirement Plan

Plan Description - PAVE Southeast Raleigh Charter School offers a 401(k) retirement plan with ADP. Plan members could contribute up to \$18,000 of their annual salary and the School would match up to 2% of their annual salary. The School contributed \$8,323 to the plan during the period, with the employees contributing \$18,466.

2. Risk Management

The School is exposed to various risks of losses related to torts; theft of, damage to, and destruction of assets; errors and omissions; injuries to employees; and natural disasters. The School maintains general liability and errors and omissions insurance coverage of \$1 million per occurrence with a commercial carrier.

The School has obtained a major medical insurance policy for its personnel through a commercial insurer. Through the plan, permanent, full-time employees of the School are eligible to receive health care benefits.

The School carries commercial coverage for all other risks of loss. There have been no significant reductions in insurance coverage in the prior year and claims have not exceeded coverage in any of the past two fiscal years.

3. Long-Term Obligations

a. Capital Leases (Related Party)

The School entered into a lease agreement with PAVE 3420 Idlewood Village, LLC (a related party) for a building. The present value of the base rent lease payments is greater than 90% of the asset's market value, and therefore this lease is classified as a capital lease. The obligations have been recorded at the fair market value at the date of inception of the lease.

PAVE Southeast Raleigh Charter School
Notes to the Financial Statements
From Inception Through June 30, 2016

At June 30, 2016, assets recorded under the capital leases were as follows:

Classes of Property	Cost	Accumulated Amortization	Net Book Value
Building	\$ 7,076,370	\$ 19,657	\$ 7,056,713
Total	<u>\$ 7,076,370</u>	<u>\$ 19,657</u>	<u>\$ 7,056,713</u>

The following is a schedule of the future minimum lease payments and the net present value of the minimum lease payments as of June 30, 2016:

Year Ending June 30	
2017	\$ 448,145
2018	448,145
2019	448,145
2020	448,145
2021	448,145
2022 - 2026	2,240,725
2027 - 2031	2,240,725
2032 - 2036	2,240,725
2037 - 2041	2,240,725
2042 - 2046	2,240,725
Total minimum lease payments	<u>13,444,350</u>
Less: amount representing interest	6,383,412
Present value of the minimum lease payments	<u>\$ 7,060,938</u>

b. Changes in General Long-Term Obligations

The following is a summary of changes in the School's long-term obligations for the fiscal year ended June 30, 2016:

	Beginning Balance	Increases	Decreases	Ending Balance	Current Portion
Governmental activities:					
Capitalized leases	\$ -	\$ 7,076,370	\$ 15,432	\$ 7,060,938	\$ 116,059
Note payable - bank	-	-	-	-	-
Compensated absences	-	-	-	-	-
Total	<u>\$ -</u>	<u>\$ 7,076,370</u>	<u>\$ 15,432</u>	<u>\$ 7,060,938</u>	<u>\$ 116,059</u>

**PAVE Southeast Raleigh Charter School
Notes to the Financial Statements
From Inception Through June 30, 2016**

4. Deferred Inflows of Resources

The balance in deferred inflows of resources at year end is composed of the following:

Year Ending June 30	Unavailable Grant Revenue
2017	\$ 800,000
2018	200,000
Total	\$ 1,000,000

C. Fund Balance

PAVE Southeast Raleigh Charter School has a revenue spending policy that provides policy for programs with multiple revenue sources. The Finance Officer will use resources in the following hierarchy: federal funds, State funds, local non-School funds, PAVE Southeast Raleigh Charter School funds. For purposes of fund balance classification expenditures are to be spent from restricted fund balance first, followed in order by committed fund balance, assigned fund balance, and lastly, unassigned fund balance. The Finance Officer has the authority to deviate from this policy if it is in the best interest of the School.

The following schedule provides management and citizens with information on the portion of General Fund balance that is available for appropriation:

Total fund balance	\$ 160,111
Less:	-
Prepaid Items	4,489
Appropriated Fund Balance in 2017 budget	-
Remaining Fund Balance	\$ 155,622

PAVE Southeast Raleigh Charter School fund balance from inception to the year ended June 30, 2016 of \$160,111 encompasses the activities prior to July 1, 2015 resulting in a fund balance of \$85,775, and a fund balance \$74,336 for the activities during the year ended June 30, 2016.

IV. Commitments

The School has entered into a contract for the provision of waste services until June 30, 2018. Obligations under this agreement are \$1,274 per year. The School paid \$1,507 under the terms of this agreement during the year ended June 30, 2016.

The School has entered into an operating lease for the use of a building until June 30, 2020. Obligations under this agreement are \$86,436 per year. The School paid \$87,747 under the terms of this agreement during the year ended June 30, 2016.

V. Summary Disclosure of Significant Contingencies

Federal and State Assisted Programs

The School has received proceeds from several federal and State grants. Periodic audits of these grants are required and certain costs may be questioned as not being appropriate expenditures under the grant agreements. Such audits could result in the refund of grant moneys to the grantor agencies. Management believes that any required refunds will be immaterial. No provision has been made in the accompanying financial statements for the refund of grant moneys.

PAVE Southeast Raleigh Charter School
Notes to the Financial Statements
From Inception Through June 30, 2016

VI. Significant Effects of Subsequent Events

The School has evaluated subsequent events from the date of the balance sheet through the date the report is available to be issued which is the date of the independent auditors' report. The School has not evaluated subsequent events after that date. There were no subsequent events during this period that requires disclosure.

REQUIRED SUPPLEMENTARY INFORMATION

NON-MAJOR FUNDS

Federal Grants Fund This fund is used to account for the Federal moneys that are passed through the State Department of Public Instruction to the School.

PAVE Southeast Raleigh Charter School
Non-Major Governmental Fund
Balance Sheet
June 30, 2016

	Special Revenue Fund	Federal Grants Fund
ASSETS		
Current assets:		
Cash and cash equivalents	\$	-
Receivables (net)		-
Total current assets		-
Noncurrent assets:		
Capital assets:		
Other capital assets, net of depreciation		-
Total noncurrent assets		-
Total assets	\$	-
LIABILITIES		
Current liabilities:		
Accounts payable and accrued expenses	\$	-
Due to other governments		-
Due to other funds		-
Accrued salaries and wages payable		-
Other payables		-
Total current liabilities		-
Long-term liabilities:		
Due within one year		-
Due in more than one year		-
Total long-term liabilities		-
Total liabilities		-
NET POSITION		
Net investment in capital assets		-
Unrestricted		-
Total net position	\$	-

PAVE Southeast Raleigh Charter School
Non-major Governmental Fund
Statement of Revenues, Expenditures, and Changes in Fund Balances
From Inception Through June 30, 2016

		Special Revenue Fund
		Federal Grants Fund
Revenues:		
U.S. Government:		
Title I Basic	\$	26,950
IDEA VI-B Handicapped		16,510
Improving Teacher Quality		4,854
Total revenues		48,314
Expenditures:		
Current:		
Instructional services:		
Regular services		4,854
Special services		16,510
Alternative Programs and services		26,950
Total instructional services		48,314
Total expenditures		48,314
Revenues over expenditures		-
Fund balances:		
Beginning of year, July 1		-
End of year, June 30	\$	-

PAVE Southeast Raleigh Charter School
All Fund Types Except Federal Grants Fund
Statement of Revenues, Expenditures, and
Changes in Fund Balances - Budget and Actual, Government-wide Budget
From Inception Through June 30, 2016

	2016		
	Final Budget	Actual	Favorable (Unfavorable) Variance
Revenues:			
State of North Carolina	\$ 573,396	\$ 573,396	\$ -
Board(s) of Education:			
Johnston County	3,900	3,897	(3)
Wake County	256,640	256,639	(1)
U.S. Government	77,606	69,655	(7,951)
Fines and forfeitures	-	-	-
Lunch	-	-	-
Contributions and donations	1,025,000	1,021,000	(4,000)
Other	35,451	36,716	1,265
Total revenues	<u>1,971,993</u>	<u>1,961,303</u>	<u>(10,690)</u>
Expenditures:			
Salaries and bonuses	752,261	722,889	29,372
Benefits	170,596	163,197	7,399
Books and supplies	75,850	74,279	1,571
Technology	14,200	13,956	244
Non-Cap Equipment and Leases	30,000	4,488	25,512
Contracted Student Services	75,200	75,011	189
Staff Development	73,204	46,985	26,219
Administrative Services	131,061	131,980	(919)
Insurance	16,881	8,995	7,886
Rents and Debt Service	135,752	139,652	(3,900)
Facilities	38,177	33,569	4,608
Utilities	36,200	34,316	1,884
Nutrition and Food	91,297	87,040	4,257
Transportation and Travel	148,100	130,553	17,547
Capital Purchases	103,776	126,799	(23,023)
Total expenditures	<u>1,892,555</u>	<u>1,793,709</u>	<u>98,846</u>
Other financing sources (uses):			
Unappropriated Fund Balance	(79,438)	-	79,438
Total other financing sources and (uses)	<u>(79,438)</u>	<u>-</u>	<u>79,438</u>
Excess of revenues over expenditures	<u>\$ -</u>	<u>\$ 167,594</u>	<u>\$ 167,594</u>

**PAVE Southeast Raleigh Charter School
Federal Grants Fund
Statement of Revenues, Expenditures, and
Changes in Fund Balances - Budget and Actual
From Inception Through June 30, 2016**

	2016		
	Final Budget	Actual	Favorable (Unfavorable) Variance
Revenues:			
Title I Basic	\$ 27,079	\$ 26,950	\$ (129)
IDEA VI-B Handicapped	16,510	16,510	-
Improving Teacher Quality	4,854	4,854	-
IDEA VI-B Special Needs Targeted Assistance	900	-	(900)
Total revenues	<u>49,343</u>	<u>48,314</u>	<u>(1,029)</u>
Expenditures:			
Salaries and benefits	43,589	43,460	129
Workshop expenses	5,754	4,854	900
Total expenditures	<u>49,343</u>	<u>48,314</u>	<u>1,029</u>
Excess of revenues over expenditures	<u>\$ -</u>	<u>\$ -</u>	<u>\$ -</u>

COMPLIANCE SECTION
PAVE SOUTHEAST RALEIGH CHARTER SCHOOL
RALEIGH, NORTH CAROLINA
JUNE 30, 2016



PETWAY
MILLS &
PEARSON, PA
 CERTIFIED PUBLIC ACCOUNTANTS

Report on Internal Control over Financial Reporting and on Compliance and Other Matters Based on an Audit of Financial Statements Performed in Accordance With Government Auditing Standards

Independent Auditors' Report

C. Briggs Petway, Jr.
 Phyllis M. Pearson

To the Board of Directors
 PAVE Southeast Raleigh Charter School
 Raleigh, North Carolina

Zebulon Office
 P.O. Box 1036
 806 N. Arendell Ave.
 Zebulon, NC 27597
 919.269.7405
 919.269.8728 Fax

We have audited, in accordance with the auditing standards generally accepted in the United States of America and the standards applicable to the financial audits contained in *Government Auditing Standards* issued by the Comptroller General of the United States, the accompanying financial statements of the governmental activities, the business-type activities, each major fund, and the aggregate remaining fund information of PAVE Southeast Raleigh Charter School, as of and for the year ended June 30, 2016 and the related notes to the financial statements, which collectively comprise PAVE Southeast Raleigh Charter School's basic financial statements, and have issued our report thereon dated October 17, 2016.

Raleigh Office
 9121 Anson Way
 Raleigh, NC 27615
 919-781-1047

Internal Control over Financial Reporting

www.pmpcpa.com

In planning and performing our audit of the financial statements, we considered PAVE Southeast Raleigh Charter School's internal control over financial reporting (internal control) to determine the audit procedures that are appropriate in the circumstances for the purpose of expressing our opinions on the financial statements, but not for the purpose of expressing an opinion on the effectiveness of PAVE Southeast Raleigh Charter School's internal control. Accordingly, we do not express an opinion on the effectiveness of the School's internal control.

Memberships:

North Carolina
 Association of
 Certified Public
 Accountants

A deficiency in internal control exists when the design or operation of a control does not allow management or employees, in the normal course of performing their assigned functions, to prevent or detect and correct misstatements on a timely basis. A material weakness is a deficiency, or a combination of deficiencies, in internal control, such that there is a reasonable possibility that a material misstatement of the entity's financial statements will not be prevented, or detected and corrected on a timely basis. A significant deficiency is a deficiency, or a combination of deficiencies, in internal control that is less severe than a material weakness, yet important enough to merit attention by those charged with governance.

American Institute
 Of Certified Public
 Accountants

Our consideration of internal control was for the limited purpose described in the first paragraph of this section and was not designed to identify all deficiencies in internal control that might be material weaknesses or significant deficiencies. Given these limitations, during our audit we did not identify any deficiencies in internal control that we consider material weaknesses. However, material weaknesses may exist that have not been identified.

Medical Group
 Management
 Association

Compliance and Other Matters

As part of obtaining reasonable assurance about whether PAVE Southeast Raleigh Charter School's financial statements are free from material misstatement, we performed tests of its compliance with certain provisions of laws, regulations, contracts, and grant agreements, noncompliance with which could have a direct and material effect on the determination of financial statement amounts. However, providing an opinion on

compliance with those provisions was not an objective of our audit, and accordingly, we do not express such an opinion. The results of our tests disclosed no instances of noncompliance or other matters that are required to be reported under *Government Auditing Standards*.


Purpose of this Report

The purpose of this report is solely to describe the scope of our testing of internal control and compliance and the results of that testing, and not to provide an opinion on the effectiveness of the entity's internal control or on compliance. This report is an integral part of an audit performed in accordance with *Government Auditing Standards* in considering the entity's internal control and compliance. Accordingly, this communication is not suitable for any other purpose.

Petway Mills & Pearson, PA

PETWAY MILLS & PEARSON, PA
Certified Public Accountants
Zebulon, North Carolina

October 17, 2016



Report on Compliance for Each Major State Program and on Internal Control over Compliance in Accordance with Uniform Guidance and the State Single Audit Implementation Act

Independent Auditors' Report

C. Briggs Petway, Jr.
Phyllis M. Pearson

To the Board of Directors
PAVE Southeast Raleigh Charter School
Raleigh, North Carolina

Zebulon Office
P.O. Box 1036
806 N. Arendell Ave.
Zebulon, NC 27597
919.269.7405
919.269.8728 Fax

Raleigh Office
9121 Anson Way
Raleigh, NC 27615
919-781-1047

www.pmpcpa.com

Report on Compliance for Each Major State Program

We have audited PAVE Southeast Raleigh Charter School's compliance with the types of compliance requirements described in the *Audit Manual for Governmental Auditors in North Carolina*, issued by the Local Government Commission, that could have a direct and material effect on PAVE Southeast Raleigh Charter School's major State program as of and for the year ended June 30, 2016. PAVE Southeast Raleigh Charter School's major State program is identified in the summary of auditors' results section of the accompanying schedule of findings and questioned costs.

Management's Responsibility

Management is responsible for compliance with the requirements of laws, regulations, contracts, and grants applicable to its State programs.

Auditor's Responsibility

Our responsibility is to express an opinion on compliance for PAVE Southeast Raleigh Charter School's major State program based on our audit of the types of compliance requirements referred to above. We conducted our audit of compliance in accordance with auditing standards generally accepted in the United States of America; the standards applicable to financial audits contained in and applicable sections of Title 2 U.S. Code of Federal Regulations (CFR) Part 200, *Uniform Administrative Requirements, Cost Principles, and Audit Requirements for Federal Awards*, as described in the *Audit Manual for Governmental Auditors in North Carolina*, and the State Single Audit Implementation Act. Those standards, Uniform Guidance, and the State Single Audit Implementation Act require that we plan and perform the audit to obtain reasonable assurance about whether noncompliance with the types of compliance requirements referred to above that could have a direct and material effect on a major State program occurred. An audit includes examining, on a test basis, evidence about PAVE Southeast Raleigh Charter School's compliance with those requirements and performing such other procedures, as we considered necessary in the circumstances.

We believe that our audit provides a reasonable basis for our opinion on compliance for the major State program. However, our audit does not provide a legal determination of PAVE Southeast Raleigh Charter School's compliance.

Opinion on Each Major State Program

In our opinion, PAVE Southeast Raleigh Charter School complied, in all material respects, with the types of compliance requirements referred to above that could have a direct and material effect on its major State program as of and for the year ended June 30, 2016.

Memberships:

North Carolina
Association of
Certified Public
Accountants

American Institute
Of Certified Public
Accountants

Medical Group
Management
Association

Report on Internal Control over Compliance

Management of PAVE Southeast Raleigh Charter School is responsible for establishing and maintaining effective internal control over compliance with the types of compliance requirements referred to above. In planning and performing our audit of compliance, we considered PAVE Southeast Raleigh Charter School's internal control over compliance with the types of requirements that could have a direct and material effect on a major State program to determine the auditing procedures that are appropriate in the circumstances for the purpose of expressing our opinion on compliance for each major State program and to test and report on internal control over compliance in accordance with Uniform Guidance, but not for the purpose of expressing an opinion on the effectiveness of internal control over compliance. Accordingly, we do not express an opinion on the effectiveness of the School's internal control over compliance.

A deficiency in internal control over compliance exists when the design or operation of a control over compliance does not allow management or employees, in the normal course of performing their assigned functions, to prevent, or detect and correct, noncompliance with a type of compliance requirement of a State program on a timely basis. A material weakness in internal control over compliance is a deficiency, or a combination of deficiencies, in internal control over compliance, such that there is a reasonable possibility that material noncompliance with a type of compliance requirement of a State program will not be prevented, or detected and corrected, on a timely basis. A significant deficiency in internal control over compliance is a deficiency, or combination of deficiencies, in internal control over compliance with a type of compliance requirement of a State program that is less severe than a material weakness in internal control over compliance, yet important enough to merit attention by those charged with governance.

Our consideration of internal control over compliance was for the limited purpose described in the first paragraph of this section and was not designed to identify all deficiencies in internal control over compliance that might be significant deficiencies or material weaknesses. We did not identify any deficiencies in internal control over compliance that we consider to be material weaknesses. However, material weaknesses may exist that have not been identified.

The purpose of this report on internal control over compliance is solely to describe the scope of our testing of internal control over compliance and the results of that testing based on the requirements of Uniform Guidance. Accordingly, this report is not suitable for any other purpose.

Petway Mills & Pearson, PA

PETWAY MILLS & PEARSON, PA
Certified Public Accountants
Zebulon, North Carolina

October 17, 2016

**PAVE Southeast Raleigh Charter School
Schedule of Findings and Questioned Costs
From Inception Through June 30, 2016**

SECTION I. – SUMMARY OF AUDITORS' RESULTS

Financial Statements

Type of auditors' report issued: Unmodified.

Internal control over financial reporting:

Material weakness(es) identified? _____ yes x no

Significant deficiency(ies) identified that are not considered to be material weaknesses? _____ yes x none reported

Noncompliance material to financial statements noted _____ yes x no

State Awards

Internal control over major State programs:

Material weakness(es) identified? _____ yes x no

Significant deficiency(ies) identified that are not considered to be material weaknesses? _____ yes x none reported

Type of auditors' report issued on compliance for major State programs: Unmodified.

Any audit findings disclosed that are required to be reported in accordance with Uniform Guidance _____ yes x no

Identification of major State programs:

Program Name

State Public School Funds (PRC 036 - Charter School Funds)

**PAVE Southeast Raleigh Charter School
Schedule of Findings and Questioned Costs
From Inception Through June 30, 2016**

SECTION II. – FINANCIAL STATEMENT FINDINGS

None reported.

SECTION III. – STATE AWARD FINDINGS AND QUESTIONED COSTS

None reported.

**PAVE Southeast Raleigh Charter School
Corrective Action Plan
From Inception Through June 30, 2016**

SECTION II. – FINANCIAL STATEMENT FINDINGS

None required.

SECTION III. – STATE AWARD FINDINGS AND QUESTIONED COSTS

None required.

**PAVE Southeast Raleigh Charter School
Summary Schedule of Prior Years' Audit Findings
From Inception Through June 30, 2016**

This was PAVE Southeast Raleigh Charter School's first year audit.

**PAVE Southeast Raleigh Charter School
Schedule of Expenditures of Federal and State Awards
From Inception Through June 30, 2016**

Grantor/Pass-Through Grantor Program Title	Federal CFDA Number	State/Pass- Through Grantor's Number	Expenditures
FEDERAL GRANTS:			
CASH ASSISTANCE:			
<u>US Department of Education</u>			
Passed Through the NC Department of Public Instruction:			
Special Education Cluster			
IDEA VI-B Handicapped	84.027	PRC 060	\$ 16,510
Total Special Education Cluster			<u>16,510</u>
Title I, Part A Cluster			
Title I, Grants to Local Education Agencies	84.010	PRC 050	26,950
Total Title I, Part A Cluster			<u>26,950</u>
Improving Teacher Quality, Title II Part A			<u>4,854</u>
Total US Department of Education			<u>48,314</u>
<u>US Department of Agriculture</u>			
Passed Through the NC Department of Public Instruction:			
Child Nutrition Cluster			
National School Lunch Program	10.555	PRC 035	69,655
Total Child Nutrition Cluster			<u>69,655</u>
TOTAL FEDERAL CASH ASSISTANCE			<u>117,969</u>
NC STATE GRANTS:			
CASH ASSISTANCE:			
<u>NC Department of Public Instruction</u>			
State Public School Funds			
Charter School Funds		PRC 036	573,396
TOTAL STATE CASH ASSISTANCE			<u>573,396</u>
TOTAL FEDERAL AND STATE AWARDS			<u>\$ 691,365</u>

Note to the Schedule of Expenditures of Federal and State Awards:

Basis of Presentation

The accompanying schedule of expenditures of federal and State awards (SEFSA) includes the federal and State grant activity of the PAVE Southeast Raleigh Charter School under the programs of the federal government and the State of North Carolina for the year ended June 30, 2016. The information in this SEFSA is presented in accordance with the requirements of Title 2 US Code of Federal Regulations Part 200, *Uniform Administrative Requirements, Cost Principles, and Audit Requirements for Federal Awards* and the State Single Audit Implementation Act. Because the Schedule presents only a selected portion of the operations of the PAVE Southeast Raleigh Charter School, it is not intended Federal Awards (Uniform Guidance) and the State Single Audit to and does not present the financial position, changes in net assets or cash flows of the PAVE Southeast Raleigh Charter School.

Indirect Costs

The School has not elected to charge a 10 percent de minimis indirect cost rate to its grants and has not elected to obtain a federal indirect cost rate.